


Primer Shade System



for optimised application

Primer Shade System

The right choice - Colour tone meets Primer Shade

Problem: Colour tone accuracy

Every vehicle paint or colour tone has a defined level of brightness. If this brightness level does not correspond to the brightness level of the surface, this will impact on the coating properties of the colour tone, the colour tone accuracy and the overall colour tone appearance.

Problem: Process costs

In the case of small damage repair, the right choice of filler / primer for the surface and the subsequent top coat is essential for the process times, the material consumption and the overall process costs, especially for today's modern and thickness-optimised basecoats and top coats.

Action

Development of various grey shades from white to black, with better flow properties, faster drying. The SprayMax Primer Shade System allows a much improved and faster colour tone matching accuracy whilst requiring less spray coats and less material per coat.

Result

High colour tone correspondence in the overall structure, better clear coat stability and perfect paint results for small damage repair. The Primer Shade System ensures full coating power with less effort and high process productivity!



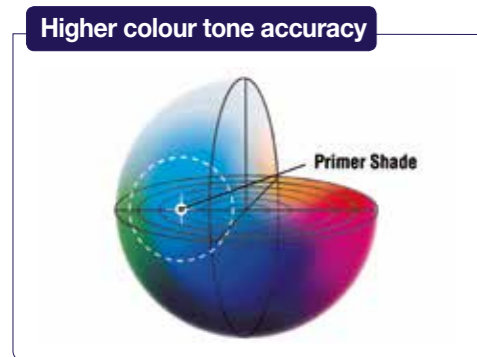
Product benefits

- Can be used on all metal surfaces
- Excellent adhesion, high corrosion protection
- High filling power
- Can be used variably as a primer or as a primer / filler
- Available in various brightness levels
- Can be painted over with water-based or solvent-based paints
- Wet-on-wet processing possible
- Smooth flow properties, fast drying
- Good sanding properties
- Ideal for small damage repair (especially for sanded-through areas)

Process benefits

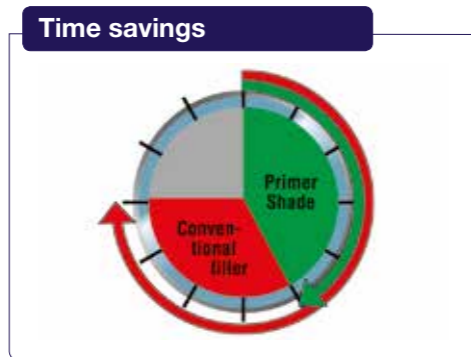
- Time savings:
 - Faster colour tone matching accuracy
 - No change of colour tone
 - Top coat stability is reached quickly
 - Some work steps become unnecessary – e.g. the application of a preliminary thin layer
 - Faster drying and good sanding properties
 - Supports the fade-in technique
- Material savings:
 - Less spray coats required to achieve colour tone accuracy
 - Faster surface stability

= **Increased overall productivity or number of paint repair orders**




Higher colour tone accuracy

- Especially on sanded-through areas




Time savings

- Fewer spray coats
- Wet-on-wet processing
- Faster drying
- Better sanding properties



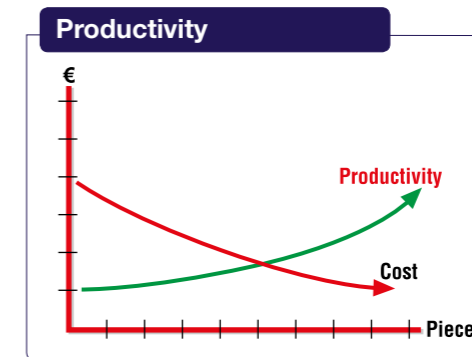
Reduction in material costs

- Fewer spray coats
- Better coating properties
- Less consumption



Surface stability

- Better surface stability
- Better overall colour tone



Productivity

- Lower overall costs
- More repair orders
- Higher repair throughput



Application

- For all vehicles – and vehicle paints

Technical Data





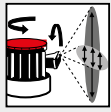

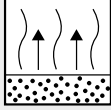
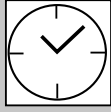

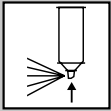
Art.-No.:

680 271, white
 680 272, light grey
 680 274, medium grey
 680 276, dark grey
 680 277, black

680 278, beige

APPLICATION SCOPE

Recommended for small damaged areas / spot repairs and painting parts, as a rust protection primer or primer surfacer. Suitable surfaces: Steel, galvanised steel, aluminium, GRP, hardened old paintwork, priming spare parts, polyester surfaces. (Do not coat with polyester or epoxy products)

Pre-treatment		Remove any rust from the damaged area, then sand, clean and degrease.
Preparation		Shake the can for 2 minutes thoroughly, test spray to check the colour tone and compatibility.
Spray head		Set the Variator spray head.
Spray coats		Wash primer: 1 (approx. 15µm) Primer: 1-2 (approx. 15-30µm) Primer surfacer: 2-3 (approx. 30-50 µm)
Flash-off time		3-5 minutes
Drying (20°C)		Dust-dry: 10-12 min, touch-proof: approx. 15 min, ready for sanding: approx. 25 min: IR: 7 min (short-wave IR radiation) (This information refers to a dry layer thickness of approx. 30µ and an ambient temperature of 20°)
Further processing		Wet sanding with P 800 or with dry sanding heads, wet on wet processing after 15 – 30 min flash-off time SprayMax® Primer Shades can be coated over with standard fillers, topcoats, basecoats and water-based paints. (Do not coat with polyester and EP products)
End of work		After spraying, turn the can upside down and spray until empty.

PRODUCT CHARACTERISTICS

For more product characteristics, please refer to the technical information sheet and safety data sheet

